

Donahaye, E.J., Navarro, S., Bell, C., Jayas, D., Noyes, R., Phillips, T.W. [Eds.] (2007) Proc. Int. Conf. Controlled Atmosphere and Fumigation in Stored Products, Gold-Coast Australia. 8-13th August 2004. FTIC Ltd. Publishing, Israel. pp. 55-67

EFFICACY OF CONTROLLED ATMOSPHERES AGAINST PHOSPHINE-RESISTANT STRAINS OF *RHYZOPERTHA DOMINICA* (F.) (COLEOPTERA: BOSTRICHIDAE) ORIGINATING FROM DIFFERENT COUNTRIES

M. M. HASAN¹ CH. REICHMUTH² AND C. ADLER²

¹Department of Zoology, Rajshahi University, Rajshahi 6205, Bangladesh

²Institute for Stored Product Protection, Federal Biological Research Centre for Agriculture and Forestry Königin-Luise-Straße 19, D- 14195, Berlin, Germany

Corresponding author: mmhbgd@yahoo.com

ABSTRACT

The efficacy of controlled atmospheres (CA) against phosphine-resistant strains of adult *Rhyzopertha dominica* originating from different countries viz., Bangladesh (BDRD), Malaysia (MLRD), Burkina Faso (BFRD) and the a laboratory PH₃ susceptible reference (RFRD) was studied. Three types of controlled atmospheres, viz. Gas I: 98% N₂, 2% O₂; Gas II: 32% N₂, 8% O₂, 60% CO₂ and Gas III: 8% N₂, 2% O₂, 90% CO₂ were considered for the present investigation. Results showed that there were no significant (P>0.05) differences in the mortality of PH₃-resistant adults of *R. dominica* when exposed to different CA's, though the exposure, gas type and their interactions exhibit highly significant differences (P<0.001) in adult mortality. Results showed that the Gas III type was found to be more effective followed by Gas II > Gas I, with lower LT values. Results also show that the tolerance indices decreased gradually as the exposure level increased for all the strains and gas types.

INTRODUCTION

Controlled atmospheres (CA) with elevated CO₂, reduced O₂ in N₂, or their combinations can be used to control stored-product insects (Ofuya and Reichmuth, 1994; Adler, 1998; Mbata *et al.*, 2000; Ding *et al.*, 2002; Shazali *et al.*, 2004). It has been considered as an alternative treatment to the use of methyl bromide for post-harvest insect control (Epenhuijsen, 2002). Moreover, the development of resistance to the most commonly used fumigants such as phosphine, methyl bromide and ethylene dibromide has been well documented (Bond, 1973; Reichmuth, 1975;

Champ and Dyte, 1976, Leong and Ho, 1994; Reichmuth, 1994). Resistance to phosphine has been detected in strains of *Rhyzopertha dominica*, *Tribolium castaneum*, *Sitophilus oryzae*, *Oryzaephilus surinamensis* and *Cryptolestes* spp. originating from south-east Asian countries (Mills, 1983; Tyler, 1983; Rajendran, 2001; Rajendran and Gunasekaran, 2002). Phosphine resistance is now known to be present in at least 11 species of stored-product insects in 45 countries and the list is growing (Chaudhry, 2000, Benhalima *et al.*, 2004). Several factors relating to storage, biotic and physical environment and insect physiological status affect the susceptibility of stored-product insects to CA (Fleural-Lessard, 1990; Reichmuth, 1990). However, extensive use of CA in insect control could lead to selection of insect populations resistant to hypercarbia and hypoxia (Donahaye, 1991). Several studies have demonstrated that stored-product insects have the genetic potential to develop resistance to CA (Bond and Buckland, 1979; Navarro *et al.*, 1985; Zhao and Zhang, 1993; Adler, 1997; Wang *et al.*, 2000). Although the build-up of tolerance to CA is difficult (Friedlander *et al.*, 1984), the proper way to prevent the development of resistance is to ensure adequate lengths of exposure in properly sealed bins so that all insects are killed (Annis, 1991). The purpose of this research was to determine the efficiency of CA's against the phosphine-resistant strains of *R. dominica* originating from different countries.

MATERIALS AND METHODS

Experimental insects

The four strains of *R. dominica* were cultured on whole wheat and dried cassava at 25°C and 75%. The strains used in the tests comprised a susceptible (reference: RFRD), a laboratory selected PH₃-resistant BDRD, MLRD and BFRD which originated from a population sampled in Bangladesh, Malaysia and Burkina Faso respectively.

Insects for CA fumigation test

Adults *R. dominica* (5-6 days old) were selected for a series of treatments with CA fumigation. They were fumigated in cylindrical steel gauze cages (5.0 x 1.5 cm). Treatments of each CA fumigation consisted of three replications having 25 insects in each.

CA fumigation procedure

Five Dressel flasks (2.5 l) were connected by polyethylene tubing and were then purged with one of the following gas mixtures (flow rate: 2000 ml/min):

Gas I: 98% N₂, 2% O₂ [exposure: 72, 120, 144, 168, 192 & 216 h]

Gas II: 32% N₂, 8% O₂, 60% CO₂ [exposure: 8, 16, 24, 32, 48 & 72 h]

Gas III: 8% N₂, 2% O₂, 90% CO₂ [exposure: 4, 8, 16, 18, 22 & 24 h]

The gas mixtures were produced manometrically from pure components in percentage by volume (Adler and Reichmuth, 1988). Before the introduction into the Dressel flasks each of the gas was cooled and humidified to 76% r.h. purging it through a saturated sodium chloride solution (Winston and Bates, 1960). The gas outlet of the last flask was connected to an oxymeter (Servomex 570 A) and purging was continued until the oxymeter showed the desired content of O₂ in the gas mixtures. After that, the flasks were kept in CT rooms controlled at 25°C and 75% r.h. until the end of desired exposure time. At the end of the desired exposure, the gas concentrations of the mixtures were also analysed by an oxygen analyzer (TORAY LF 750). A cage with an untreated control sample was kept under the similar conditions in the climatized chamber for each tested exposure time. This process of CA fumigation was repeated three times for each gas type and strain.

Post CA fumigation

After the end of desired exposure, the adults of all the strains were transferred into glass petri dishes containing food substrates and kept in an incubator at 25°C and 75 ± 5% r.h. for the mortality assessment. The adult mortality was recorded daily until all died.

Data processing

Probit analysis: Mortality data were corrected with Abbott's (1925) formula and analysed by probit analysis (Finney, 1971) to determine the lethal times. The value of chi-square was used to measure the goodness-of-fit of the probit regression. Statistical analysis of LT₅₀ was based on non-overlap of 95% confidence intervals.

Mean Survival Times (MST): The mean survival time (MST) for *R. dominica* strains exposed to controlled atmosphere was calculated following the model developed by Cheng and Ducoff (1989):

$$MST = 1/n \sum(t \times Y_t)$$

Where, n = number of beetles in the group, t = hour t, and Y_t = number of beetles that die at hour t.

Tolerance Indices (TI)

The tolerance index expresses a time response to controlled atmosphere exposure in terms of a strain longevity was defined as follows:

$$TI = LT_n / MST$$

This parameter (TI), like LT, has the advantage of broad applicability for comparative purposes, predictive potential and statistical value. Factorial ANOVA for the mean survival times (MST) was calculated using a statistical software package (Minitab Inc.).

A curvilinear regression analysis for the tolerance indices was also fitted using Excel which describes a prediction curve given by the following third degree polynomial equation.

$$Y (TI) = a + bx + cx^2 + dx^3$$

where, a, b, c, d are the coefficients and x is the exposure level.

RESULTS AND DISCUSSION

The efficiency of CA on phosphine-resistant *R. dominica* strains are summarized in Table 1 and Figures 1-9. It shows insignificant results for the mean survival time (MST) of different strains of *R. dominica* when treated with various gas concentrations (Table 3). The factorial anova also shows that the exposure, gas mixture and their associated interaction varied significantly ($P < 0.001$) (Table 3). It is interesting to note that Gas III (8% N₂, 2% O₂, 90% CO₂) was found to be more effective followed by Gas II and Gas I which had lower values of LT₅₀ and LT₉₉ (Table 2). Results show that 100 % mortality occurred within one day at 32, 72 and 216 h exposure of Gas III, Gas II and Gas I respectively (Fig. 1-3). The present findings also showed that the tolerance indices (TI) decreased as the gas exposure increased (Fig. 4-9). Figures 4-9 also show that the highest TI was observed for Gas III for all the strains while the lowest was for Gas I. Also these figures indicate that little variation of TI occurred among the strains of *R. dominica*. Results clearly indicate that Gas III containing enriched CO₂ was more toxic while Gas I containing less CO₂ was less effective against *R. dominica* than others. The present results are in agreement with the findings of Banks and Annis (1990) who reported that the rich CO₂ atmospheres were more effective controlling stored product insects than hypoxic atmospheres. Adler (1998) also observed the higher efficacy of CO₂ rich atmosphere against *P. interpunctella*. As

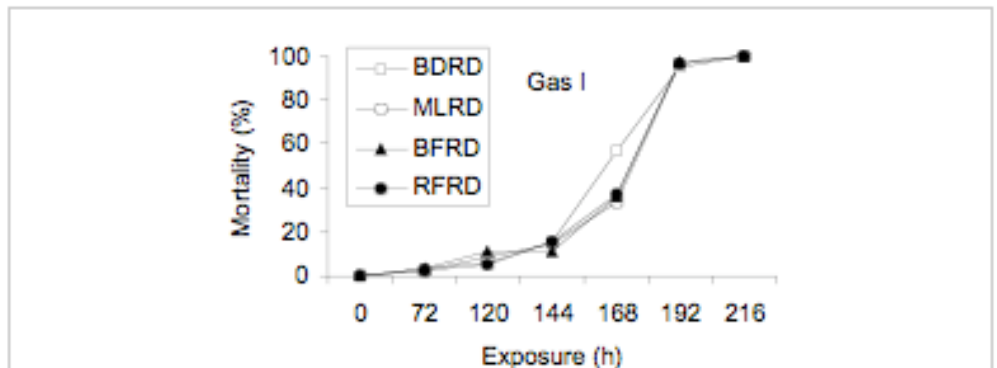


Figure 1: Mortality of the phosphine-resistant strains of *R. dominica* adults after one day following the treatment of gas I (98% N_2 , 2% O_2) at a series of exposure.

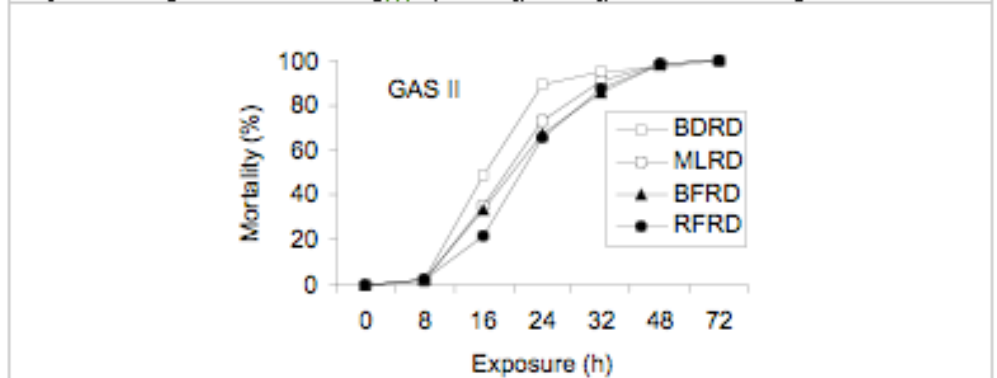


Figure 2: Mortality of the phosphine-resistant strains of *R. dominica* adults after one following the treatment of gas II (60% CO_2 , 32% N_2 , 2% O_2) at a series of exposure.

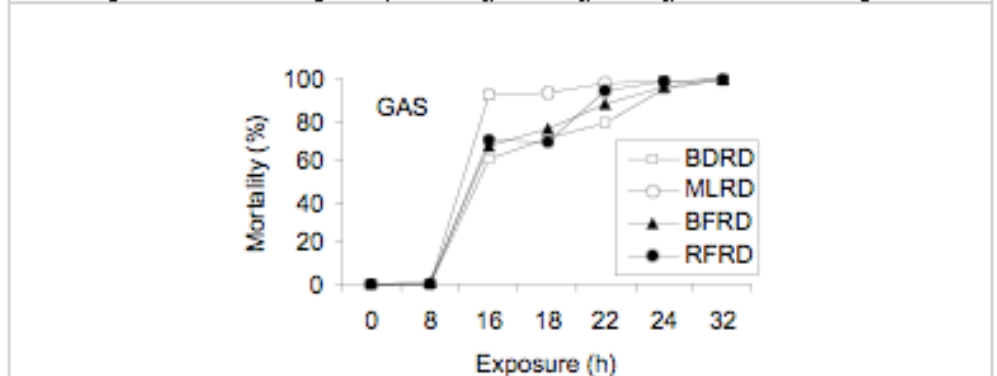


Figure 3: Mortality of the phosphine-resistant strains of *R. dominica* adults after one following the treatment of gas III (90% CO_2 , 8% N_2 , 2% O_2) at a series of exposure.

⊕

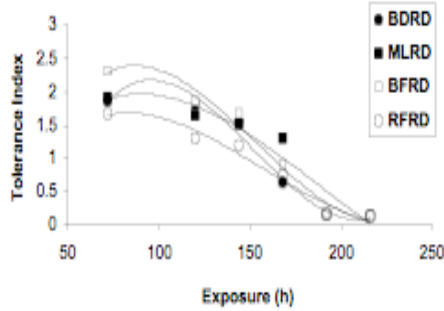


Fig. 4: Tolerance indices values relative to 50% kill for the PH₁ resistant strains of *R. dominica* treated with gas 98%N₁, 2%O₁.

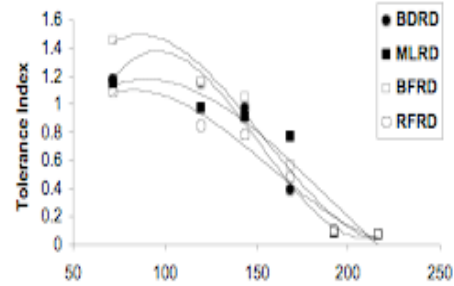


Fig. 5: Tolerance indices values relative to 99% kill for the PH₁ resistant strains of *R. dominica* treated with gas 98%N₁, 2%O₁.

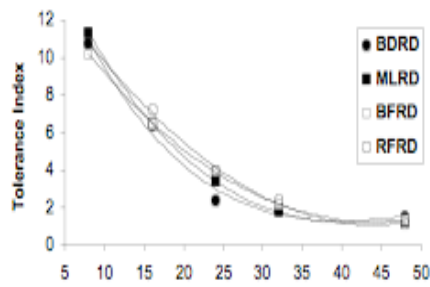


Fig. 6: Tolerance indices values relative to 50% mortality level for the PH₁ resistant strains of *R. dominica* treated with gas 60%CO₁, 32%N₁, 2%O₁.

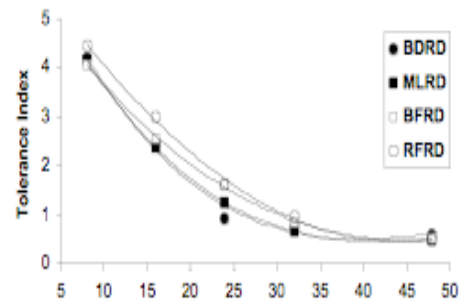


Fig. 7: Tolerance indices values relative to 99% mortality level for the PH₁ resistant strains of *R. dominica* treated with gas 60%CO₁, 32%N₁, 2%O₁.

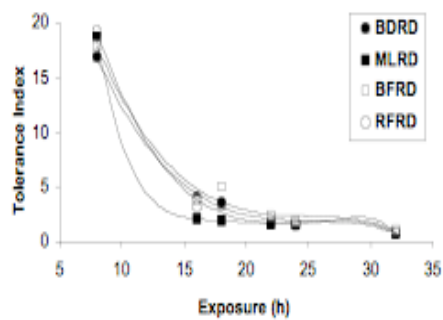


Fig. 8: Tolerance indices values relative to 50% mortality level for the PH₁ resistant strains of *R. dominica* treated with gas 90%CO₁, 8%N₁, 2%O₁.

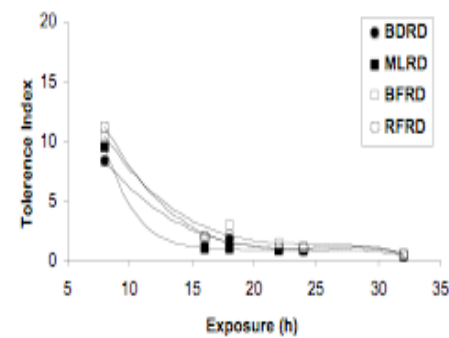


Fig. 9: Tolerance indices values relative to 99% mortality level for the PH₁ resistant strains of *R. dominica* treated with gas 90%CO₁, 8%N₁, 2%O₁.

Banks and Annis (1990) demonstrated, many factors influence the efficacy of high CO₂ or low O₂ against stored product pests under certain practical conditions. To achieve 100% mortality of the insects in all stages of development, the CO₂ content in the interstitial spaces of the bulk-stored commodity must be at least 60% by volume (Adler *et al.*, 2000).

The effect of modified atmospheres on insect physiology, however, is complex, and there are differences between different insects groups (Bell *et al.*, 2002). Low levels of CO₂ (<15%) have little effect on survival of stored-products species if humidity are high, indicating some acclimation within this group to fermenting or partly anaerobic conditions. The effect of spiracular opening on water loss is modified in typical small beetle pests of grain, because most spiracles open into the subelytral space which acts as a barrier to water loss. It has been reported that the high levels of CO₂ (>75%) have an anaesthetising effect on insects from which they usually make a complete recovery if restored to air quickly (Dawson, 1995), but if exposure to 95% CO₂ in air is prolonged, death by asphyxiation occurs in much the same way as would exposure to a nitrogen atmosphere. For some insects, exposure at such high levels of CO₂ is less effective than exposures at around 60% in air (Bell, 1984; Leong and Ho, 1995). The direct cause of mortality of insects exposed to modified atmospheres is not yet completely understood. The toxic effects are attributed to desiccation and a lack of triglycerides as substrates for energy metabolism (Donahaye, 1991).

The present findings clearly indicate that the phosphine resistant *R. dominica* adults did not show any cross tolerance towards different modified atmospheres (Figs. 1-3). Moreover, the enriched CO₂ atmosphere was found to be more effective against the phosphine resistant *R. dominica* than the others. The tolerance index values also clearly indicate the same trends, i.e., the susceptibility of the phosphine resistant *R. dominica* adults varies with the different modified atmospheres (Fig. 4-9). It has been reported that these resistant adults showed different degrees of resistance against phosphine, while they did not show this sort of trend against modified atmospheres used in the present investigation particularly at the 50% level of mortality (Fig. 4-6).

Controlled atmospheres based on high CO₂ concentrations have undergone considerable investigation, in the laboratory, as a means of insect control in cereal grains. Resistance to CO₂ has been induced under laboratory conditions (Bond and Buckland, 1979, Navarro *et al.*, 1985, Donahaye, 1991) and concern has recently been expressed that this could occur rapidly in commercial practice. Therefore it is important for potential users to realise that the treatment is not going to lose its efficacy in the short term due to the rapid development of resistance in the field. It is especially true as the perceived cost of preparing the storage, and creating and maintaining CO₂ rich atmospheres is high when compared with the equivalent cost of treating grain with the conventional fumigant phosphine. Some understanding of the natural tolerance of species to the treatment is essential to any discussion of

resistance. Moreover, research needs to be directed to have a better understanding of the mode of action of CA's and the potential of arthropods to develop resistance to them. The data available today, however, do not indicate that the development of resistance is an immediate threat to the use of CA's for stored-product protection.

The results presented here and those from previous research clearly suggest that use of CA's against phosphine resistant stored product pests, particularly *R. dominica*, should not be treated with great caution with respect to potential efficacy. Moreover, additional research should be initiated to determine the consequences of variation in the efficacy of CA's against phosphine resistant *R. dominica*.

TABLE 1
Culturing details and specification of reference and phosphine-resistant strains of
R. dominica.

Strains	Origin	Collected & Tested Year	No of adults to seed culture	Adult wt. Mean \pm SD* (mg)	Diet	Original Culture maintained
<i>Reference RFRD (S)</i>	Not known	1978	150	1.447 \pm 0.029	Whole wheat & dried cassava	Stored Product Protection Inst. BBA, Berlin
<i>BDRD (R)</i>	Bangladesh	1982	150	1.409 \pm 0.033	Whole wheat & dried cassava	Central Science Laboratory York, UK
<i>MLRD (R)</i>	Malaysia	1993	150	1.305 \pm 0.017	Whole wheat & dried cassava	Stored Product Protection Inst. BBA, Berlin
<i>BFRD (R)</i>	Burkina Faso	1993	150	1.238 \pm 0.028	Whole wheat & dried cassava	Stored Product Protection Inst. BBA, Berlin

S- Susceptible; R- Resistant; * mean of four replicates each having 50 insects.

TABLE 2
 Probit analyses, 95% confidence limits, slope and χ^2 values for the phosphine-resistant strain of *R. dominica* treated with different controlled atmospheres

Type of gases	Experiment No.	LT ₅₀ (h)	95% conf. limits		LT ₉₉ (h)	95% conf. limits		slope	χ^2 values (4df)
			lower	upper		lower	upper		
BDRD									
Gas I	1	156.69	79.98	306.97	240.83	45.52	1274.16	12.46	260.99
	2	159.38	44.62	569.24	258.46	8.36	7986.82	11.08	814.04
	3	155.55	57.04	424.17	241.73	19.95	2929.15	12.15	556.50
Gas II	1	16.97	15.69	18.19	39.20	34.50	46.82	6.39	1.00
	2	17.70	14.54	21.41	53.29	35.70	82.80	4.86	2.70
	3	14.32	8.53	24.04	34.22	12.68	92.76	6.15	21.68
Gas III	1	14.47	12.58	17.12	32.76	24.80	44.43	6.70	2.89
	2	16.34	14.49	18.21	29.44	23.55	38.21	9.098	2.38
	3	15.36	12.97	18.06	30.42	22.49	41.96	7.840	3.93
BFRD									
Gas I	1	155.47	110.52	218.67	302.19	105.36	868.85	8.06	35.72
	2	166.70	26.13	1063.42	266.71	1.43	49459.10	11.39	1849.34
	3	161.51	130.76	199.50	234.35	128.18	429.93	14.39	22.07
Gas II	1	17.86	16.39	19.31	52.33	44.95	64.28	4.98	1.00
	2	22.04	20.39	23.69	62.17	53.40	76.49	5.16	1.00
	3	18.52	17.13	19.87	45.75	39.95	55.19	5.92	1.00
Gas III	1	14.46	13.47	15.34	31.67	28.66	36.31	6.83	1.00
	2	15.02	14.01	15.82	26.59	24.50	30.06	9.38	1.00
	3	14.66	13.67	15.48	27.37	25.16	30.87	8.58	1.00
MLRD									
Gas I	1	162.03	84.03	312.41	26.60	42.40	1664.06	10.84	213.07
	2	161.20	26.07	996.72	24.02	2.32	26477.8	12.43	1967.98
	3	162.45	62.11	424.86	25.74	19.04	3543.84	11.41	491.98
Gas II	1	19.07	17.67	20.44	46.72	40.81	56.382	5.98	1.00
	2	21.15	19.63	22.64	53.59	46.55	65.117	5.76	1.00
	3	16.33	13.16	20.17	42.15	27.62	66.084	5.65	3.654
Gas III	1	12.33	10.28	14.68	21.54	17.16	27.402	9.59	3.580
	2	12.89	11.88	13.71	21.05	19.63	23.191	10.92	1.00
	3	12.17	11.31	12.94	21.24	19.66	23.492	9.61	1.00
RFRD									
Gas I	1	163.42	23.71	1126.21	252.64	1.59	40039.12	12.29	2201.047
	2	163.94	10.41	2580.34	243.39	0.24	242208.0	13.55	5090.802
	3	160.44	22.14	1162.62	245.25	1.63	36698.54	12.62	2361.71
Gas II	1	20.14	17.24	23.39	48.11	34.69	69.75	6.15	2.377
	2	24.92	14.67	42.32	61.48	15.07	252.46	5.93	24.497
	3	17.42	14.26	21.18	41.64	27.92	63.85	6.14	3.578
Gas III	1	13.50	11.16	16.22	25.21	19.39	33.23	8.57	4.149
	2	15.20	14.14	15.96	24.49	22.68	27.79	11.24	1.00
	3	15.06	14.00	15.84	25.04	23.16	28.35	10.53	1.00

Gas I: 98%N₂, 2%O₂; Gas II: 60%CO₂, 32%N₂, 2%O₂; Gas III: 90%CO₂, 8%N₂, 2%O₂.

TABLE 3
Factorial ANOVA for the mean survival time (MST) for the different strains of *R. dominica* treated with various gas concentrations at a series of exposure.

<i>Sources</i>	<i>DF</i>	<i>SS</i>	<i>MS</i>	<i>F</i>	<i>P</i>
Exposure (Exp)	5	1888.04	377.61	84.36	0.000
Replication (Rep)	2	23.76	11.88	2.65	0.074
Gas	2	617.88	308.94	69.02	0.000
Strain	3	29.57	9.86	2.20	0.090
Exp*Rep	10	46.39	4.639	1.04	0.416
Exp*Gas	10	775.79	77.58	17.33	0.000
Exp*Strain	15	162.75	10.85	2.42	0.003
Rep*Gas	4	20.33	5.08	1.14	0.34
Rep*Strain	6	4.38	0.73	0.16	0.986
Gas*Strain	6	39.47	6.58	1.47	0.192
Error	152	680.40	4.48		
Total	215	4288.76			

ACKNOWLEDGEMENTS

MMH would like to thank the Alexander von Humboldt Foundation, Bonn, for awarding the fellowship; Mr. G. Schmidt and Mrs. L. Misgaiski, Institute for Stored Product Protection, Federal Biological Research Centre for Agriculture and Forestry, Berlin, for their technical assistance. He is grateful to the University of Rajshahi, for extending his study leave.

REFERENCES

- Abbott, W.S. (1925) A method of computing the effectiveness of an insecticide. *J. econ. Entomol.* 18: 265-267.
- Adler, C. (1997) Resistance- a threat to the use of controlled atmospheres for stored product protection? In: *Proceedings of an International Conference Controlled Atmosphere and Fumigation in Stored Products*, (Edited by: Donahaye, E.J., Navarro, S. and Varnava, A.), 21-26, April 1996. Printco Ltd. Nicosia, Cyprus, pp. 455-466.
- Adler, C. (1998) Efficacy of modified atmospheres against diapausing larvae of the Indian meal moth *Plodia interpunctella* (Hubner) (Lepidoptera: Pyralidae). In: *Proceedings of the 7th International Working Conference on Stored Product Protection*, Beijing, China, pp. 685-691.
- Adler, C. and Reichmuth, Ch. (1988) Der Kornkäfer *Sitophilus granaries* (L.), Coleoptera, Curculionidae, seine Biologie und seine Bekämpfung in Getreide, insbesondere mit modifizierten Atmosphären. *Mitteilungen der Biologischen Bundesanstalt für Land- und Forstwirtschaft Berlin- Dhalem* 239, 1-100.

- Adler, C.; Corinth, H. G. and Reichmuth, Ch. (2000) Modified atmospheres. In: *Alternatives to Pesticides in Stored-Product IPM*, (Edited by: Subramanyam, B. and Hagstrum, D.W.), pp. 105-146, Kluwer Academic Publishers, Boston, USA.
- Annis, P. (1991) Tolerance to carbon dioxide in *Sitophilus oryzae*. In: *Proceedings of the 5th International Working Conference on Stored Product Protection*, (Edited by: Fleurat-Lessard, F., Ducom, P), 9-14 September 1990, Bordeaux, France. pp. 737-745.
- Baily, S. W. and Banks, H. J. (1980) A review of recent studies of the effects of controlled atmospheres on stored product pests. In: *Controlled Atmosphere of Storage of Grains*, (Edited by: Shejbal, J.), pp. 100-118. Elsevier, Amsterdam.
- Banks, H. J. and Annis, P. C. (1990) Comparative advantages of high CO₂ and low O₂ types of controlled atmospheres for grain storage, pp. 93-122. In: *Food Preservation by Modified Atmospheres*, (Edited by: Calderon M., and Markai-Golan R.), CRC Press, Boca Raton, Florida.
- Bell, C. H. (1984) Effects of oxygen on the toxicity of carbon dioxide to storage insects. In: *Controlled Atmosphere and Fumigation in Grain Storage, Developments in Agricultural Engineering 5*, (Edited by: Ripp, B. E.) Elsevier Press, pp. 67-74.
- Bell, C.H.; Savvidou, N.; Wonter-Smith, T. J. and Bartlett, D. (2002) Response of pests of flour mills to high temperatures in the presence and absence of 10% carbon dioxide. In: *Advances in Stored Product Protection. Proceedings of the 8th International Working Conference on Stored Product Protection*, (Edited by: Credland, P.F.; Armitage, D. M.; Bell, C. H.; Cogan, P. M. and Highley.), 22-26 July, York, UK. CAB International, Wallingford, Oxon, pp. 1904-1909.
- Benhalima, H.; Chaudhry, M.Q.; Mills, K. A. and Price, N. R. (2004) Phosphine resistance in stored-product insects collected from various grain storage facilities in Morocco. *Journal of Stored Products Research* **40**, 241-249.
- Bond, E. J. (1973) Increased tolerance of ethylene dibromide in field population of *Tribolium castaneum* (Herbst). *Journal of Stored Products Research* **9**, 61-63.
- Bond, E. J. and Buckland, C. T. (1979) Development of resistance to carbon dioxide in the granary weevil. *Journal of Economic Entomology* **7**, 770-771.
- Champ, B.R. and Dyte, C.E. (1976) Report of the global survey of pesticide susceptibility of stored grain pest. *FAO Plant Production and Protection Series*, No. 5. Food and Agricultural Organization of the United Nation, Rome.
- Chaudhry, M. Q. (2000) Phosphine resistance: a growing threat to an ideal fumigant. *Pesticide outlook*. 88-91.
- Dawson, C. (1995) The effect of carbon dioxide induced anaesthesia on fecundity of *Callosobruchus maculatus* (Coleoptera: Tenebrionidae). *Journal of Stored Products Research* **31**, 49-54.
- Ding, W.; Wang, J.J.; Zhao, Z. M. and Tsai, J. H. (2002) Effects of controlled atmosphere and DDVP on population growth and resistance development by the psocid, *Liposcelis bostrychophila* Badonnel (Psocoptera: Liposcelididae). *Journal of Stored Products Research* **38**, 229-237.
- Donahaye, E. 1991. The potential for stored-product insects to develop resistance to modified atmosphere. In: *Proceedings of the 5th International Working Conference on Stored*

- Product Protection*, (Edited by: Fleurat-Lessard, F., Ducom, P.), pp. 989-996, 9-14 September 1990, Bordeaux, France.
- Epenhuijsen, V. C. W; Carpenter and Butler R. (2002) Controlled atmospheres for the post-harvest control of *Myzus persicae* (Sulzer) (Homoptera: Aphididae): effects of carbon dioxide concentration. *Journal of Stored Products Research* **38**, 281-291.
- Finney, D. J. (1971) *Probit Analysis* (3rd Ed.). Cambridge University Press.
- Fleural-Lessard, F. (1990) Effects of modified atmospheres on insects and mites infesting stored products. In: *Food Preservation by Modified Atmospheres*. (Edited by: Calderon, M. and Barkai-Galon, R.), CRC Press, Boca Raton, FL, USA. pp. 21-38.
- Friedlander, A.; Navarro, S. and Sithacek, D. I. (1984) The effect of carbon dioxide on NADPH production in *Ephestia cautella* (Wlk.) pupae. *Comparative Biochemistry and Physiology* **77**, 839-842.
- Leong, E.C.W. and Ho, S.H. (1994) Relative tolerance of *Liposcelis bostrychophila* (Bad.) and *L. entomophila* (End.) to some organophosphorus and carbamate insecticides. *Insect Science and Its Application* **15**, 343-349.
- Leong, E.C.W. and Ho, S.H. (1995) Effects of carbon dioxide on the mortality of *Liposcellis bostrychophila* Bad. and *Liposcellis entomophila* (End.) (Psocoptera: Liposcelididae). *Journal of Stored Products Research* **31**, 191-197.
- Mbata, G. N.; Hetz, S.K.; Reichmuth, C. and Adler, C. (2000) Tolerance of pupae and pharate adults of *Callosobruchus subinnotatus* Pic (Coleoptera: Bruchidae) to modified atmospheres: a function of metabolic rate. *Journal of Insect Physiology* **46**, 145-151.
- Mills, K. A. (1983) Resistance to the fumigant hydrogen phosphide in some stored product insect species associated with repeated inadequate treatments. *Proceedings of the 2nd Europ. Congr. Entomol.* Kiel, W-Germany, pp. 98-101.
- Navarro, S.; Dias, R. and Donahaye, E. (1985) Induced tolerance of *Sitophilus oryzae* adults to carbon dioxide. *Journal of Stored Products Research* **24**, 207-213.
- Ofuya, T.I. and Reichmuth, C. (1994) Effect of level of seed infestation on mortality of larvae and pupae of *Callosobruchus maculatus* (F.) (Coleoptera: Bruchidae) in some controlled atmosphere. *Journal of Stored Products Research* **30**, 75-78.
- Rajendran, S. (2001) Insect resistance to phosphine- challenges and strategies. *International Pest Control* **3**, 118-123.
- Rajendran, S. and Gunasekaran, N. (2002) The response of phosphine-resistant lesser grain borer *Rhyzopertha dominica* and rice weevil *Sitophilus oryzae* in mixed-age cultures to varying concentrations of phosphine. *Pest Management Science* **58**, 277-281.
- Reichmuth, Ch. (1975) Phosphine fumigation- new aspects in stored products protection. *Gesunde Pflanzen* **37**, 417-420.
- Reichmuth, Ch. (1990) Toxic gas treatment response of insect pests of stored products and impact on the environment. In: *Fumigation and Controlled Atmosphere Storage of Grain. ACIAR proceeding 25* (Edited by: Champ, B.R.; Highley, E. and Banks, H. J.), 56-69.
- Reichmuth, Ch. (1994) Uptake of phosphine by stored-product pest insects during fumigation. In: *Stored Product Protection. Proceedings of the 6th International*

- Working Conference on Stored Product Protection*, (Edited by: Highly, E., Wright, E.J.; Banks, H.J., Champ, B.R.), 17-24 April, Canberra, Australia. CAB International, Wallingford, Oxon, pp. 157-162.
- Shazali, H. M. E.; Imamura, T. and Miyanoshita, A. (2004) Mortality of eggs of the cowpea bruchid, *Callosobruchus maculatus* (F.) (Coleoptera: Bruchidae) in carbon dioxide under high pressure. *Applied Entomology Zoology* **39**, 49-53.
- Tyler, P.S.; Talor, R.W.D. and Rees, D.P. (1983) Insect resistance to phosphine fumigations in food warehouse in Bangladesh. *International Pest control*. 25: 10-13.
- Wang, J.J.; Zhao, Z.M. and Tsai, J. H. (2000) Resistance and some enzyme activities in *Liposcelis bostrychophila* Badonnel (Psocoptera: Liposcelididae) in relation to carbon dioxide enriched atmospheres. *Journal of Stored Products Research* **36**, 297-308.
- Zhao, Z. M. and Zhang, X.W. (1993) Development of resistance of *Tyrophagus putrescentiae* to controlled atmospheres. *Acta Arachnologica Sinica* **2**, 126-128.